

ovetto.premium 1231



Model Code F5676

date of issue 31-05-23 revision 00
revision of 06-07-23 (the present replaces any previous versions)

Designer: centro studi interno.

Structure: pinewood, multilayer and plywood covered with polyurethane foam.

Spring system: elastic webbing

Seat Padding: seat cushions in ecological polyurethane foam, covered with 100% polyester padding

Back Padding: backrests in ecological polyurethane foam, covered with 100% polyester padding

Arm Interior: armrests in ecological polyurethane foam, covered with 100% polyester padding

Removability: not available

Sewing: leather covers feasible with contrast stitching in the colors available; cuts and sewing vary on microfibre (or fabric) covers.

Mechanisms: reclining versions available with power recliner mechanism, operated by a touch button (TP_1) positioned on the seat sides. The maximum depth of the model with recliner mechanism completely open is 158 cm. Recliner versions are also equipped with a manual mechanism inside the backrest of the reclining seat which allows the headrest to be adjusted forward.

Standard feet: metal feet PM2262, h 13 cm, with standard matt black finish. Alternatively, it is possible to choose among the following finish options: graubraun or chrome. All recliner versions are also equipped with a foot in PVC, h. 5 cm. Some versions may be equipped with hidden feet with a supporting structural function.

Density of seat and back kg/cbm (±5%) ⁽¹⁾

| Markets | Seat | Back |
|------------------|-------------------|-------------------|
| I | 35 Medium | 27 |
| D - NL - CH | 35 sostenuto hard | 28 hard |
| USA - California | 35 soft | 27 soft |
| GB | 37 fire retardant | 31 fire retardant |
| Others | 35 Medium | 27 |

Note: when no values/contents are specified in the chart, please refer to 'Others' field/area.

⁽¹⁾Density: volume mass apparently determined on materials without any kind of covers and according to the UNI EN ISO 845 regulations. Indicated values refer to production averages; the Company reserves the right, if needed, to make changes to the declared technical characteristics. Before use, it is advisable to look at the SAFETY INFORMATION TECHNIQUE for info regarding use and protection of people and of the environment, in compliance with existing EEC regulations.

Coverings

| | suggested | not suggested | not possible |
|-----------------------|-----------|---------------|--------------|
| thick leathers | ✓ | | |
| thin elastic leathers | ✓ | | |
| natural leathers | ✓ | | |
| fabric* | ✓ | | |
| microfibre* | ✓ | | |
| leather + split | | | ✓ |
| DeLuxe | | | ✓ |
| multi colour** | | | ✓ |
| multi-category** | | | ✓ |
| multi covering** | | | ✓ |

Please note: for not removable models, only one colour fabric covers are available.

* fabrics and microfibers are not available for the U.K. market

Components / Optional vers.



TP_1

Feet



PM2262

Ottoman

With the reservation of carrying for production purposes and without advanced notices modifications on the materials, coverings and dimensions of the product as indicated in the relevant specification. The given dimensions and volume are of indicative value being subject to the production process tolerances. For normal use, the following maximum loads are recommended: Armchairs max. 120 kg, 2-seat sofas max. 200 kg (2x100 kg), 3-seat sofas max. 240 kg (3x80 kg). Use with loads exceeding the indicated values may cause the sofa/armchair or its components to break.

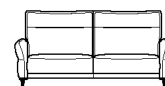
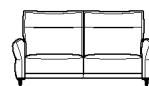
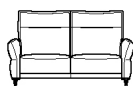
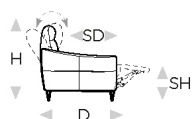


↑ fold following the dotted line ↑

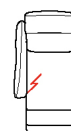
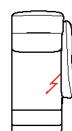
ovetto.premium 1231



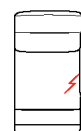
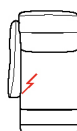
L Length - H Height - D Depth - SH Seat Height - SD Seat Depth
Dimensions refer to maximum sizes of the version with closed mechanism (where available).



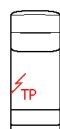
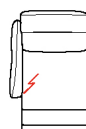
| dimensions | L 96 H100 D101 SH44 SD57 | L 96 H100 D101 SH44 SD57 | L 162 H100 D101 SH44 SD57 | L 182 H100 D101 SH44 SD57 | L 202 H100 D101 SH44 SD57 |
|--------------|-----------------------------|-----------------------------|------------------------------|------------------------------|------------------------------|
| version code | 100 | 161 | 200 | 240 | 300 |
| Description | chair | chair with elec.recl. | 2 seater | 2 1/2 seater | 3 seater |



| L 65 H42 D65 SH- SD- | L 81 H100 D101 SH44 SD57 | L 81 H100 D101 SH44 SD57 | L 81 H100 D101 SH44 SD57 | L 81 H100 D101 SH44 SD57 | L 91 H100 D101 SH44 SD57 |
|-------------------------|-----------------------------|-----------------------------|-----------------------------|-----------------------------|-----------------------------|
| 540 | B68 | B69 | C36 | C37 | 110 |
| ottoman | mini chair raf | mini chair laf | rhf el.rec.mini chair | lhf el.rec.mini chair | 1 right arm facing chair |



| L 91 H100 D101 SH44 SD57 | L 91 H100 D101 SH44 SD57 | L 91 H100 D101 SH44 SD57 | L 101 H100 D101 SH44 SD57 | L 101 H100 D101 SH44 SD57 | L 101 H100 D101 SH44 SD57 |
|-----------------------------|-----------------------------|-----------------------------|------------------------------|------------------------------|------------------------------|
| 120 | 173 | 174 | 114 | 124 | 612 |
| 1 left arm facing chair | elec.rec.chair 1arm raf | elec.rec.chair 1arm laf | rhf maxi chair | lhf maxi chair | 1raf maxi chair rec.el |



| L 101 H100 D101 SH44 SD57 | L 65 H100 D101 SH44 SD57 | L 65 H100 D101 SH44 SD57 | L 75 H100 D101 SH44 SD57 | L 75 H100 D101 SH44 SD57 | L 85 H100 D101 SH44 SD57 |
|------------------------------|-----------------------------|------------------------------|-----------------------------|-----------------------------|-----------------------------|
| 613 | D62 | I06 | 130 | E95 | 144 |
| 1laf maxi chair rec.el | small chair no arm | armless mini chair elec.rec. | chair without armr. | elec.recl.armless chair | maxi chair no arm |

↓ fold following the dotted line ↓

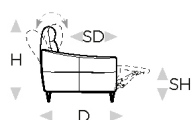


↑ fold following the dotted line ↑

ovetto.premium 1231



L Length - H Height - D Depth - SH Seat Height - SD Seat Depth
Dimensions refer to maximum sizes of the version with closed mechanism (where available).



| | | | | | |
|---------------------------------------------------------------------|---------------------------------------------------------------------|----------------------------------------------------------------------|-----------------------------------------------------------------|-----------------------------------------------------------------|---------------------------------------------------------------------|
| | | | | | |
| dimensions version code Description | L 85 H100 D101 SH44 SD57 182 el.rec.arml.maxi chair | L 150 H100 D101 SH44 SD57 243 2 1/2 seater with no armrests | L 146 H100 D101 SH44 SD57 210 1 right arm facing 2 str | L 146 H100 D101 SH44 SD57 220 1 left arm facing 2 str | L 146 H100 D101 SH44 SD57 395 1 rgt arm fac.2str elec.rec. |
| | | | | | |
| L 146 H100 D101 SH44 SD57 396 1 lft arm fac.2str elec.rec. | L 166 H100 D101 SH44 SD57 251 1 right arm fac.2 1/2 str | L 166 H100 D101 SH44 SD57 252 1 left arm fac. 2 1/2 str | L 166 H100 D101 SH44 SD57 G06 rhf 2 1/2 seater el.rec. | L 166 H100 D101 SH44 SD57 G07 lhf 2 1/2 seater el.rec. | L 186 H100 D101 SH44 SD57 310 1 right arm facing 3 str |
| | | | | | |
| L 186 H100 D101 SH44 SD57 320 1 left arm facing 3 str | L 186 H100 D101 SH44 SD57 403 1 rgt arm fac.3str elec.rec. | L 186 H100 D101 SH44 SD57 404 1 lft arm fac.3str elec.rec. | L 91 H100 D161 SH44 SD117 410 chaise lon.rhf arm fac | L 91 H100 D161 SH44 SD117 420 chaise lon.lhf arm fac | L 108 H100 D108 SH44 SD57 000 corner |
| | | | | | |
| L 104 H100 D104 SH44 SD57 040 square corner | L 229 H100 D104 SH44 SD57 043 sq.cor.chr.sq.mer.rig.fac. | L 229 H100 D104 SH44 SD57 044 sq.cor.chr.sq.mer.left fac. | | | |

↓ fold following the dotted line ↓

